

# Zip InLine ES

Zip InLine ES4 hand washing pack are complete with an electronic instantaneous water heater, compatible tap and a comprehensive plumbing kit, including flexible hoses and fittings to ensure a quick and easy system installation.



MODEL	ENERGY CLASS (H/C)	MIN/MAX FLOW RATE	NOMINAL POWER RATING KW	DIMENSIONS WXDxH
ES4/MT	A	1.5lpm / 2.5lpm	4.4 kW @ 230V	187mm x 80mm x 135mm

## Features and benefits

- Compact electronic instantaneous water heater with highly energy efficient bare wire system for economic water supply to a single outlet.
- The innovatively designed appliance heats the water automatically as it flows through, without wasting energy in standby operation.
- The heating power electronically compensates for variable inlet pressures and temperatures.
- Outlet temperature factory set to 38°C, but can be installer adjusted between 30°C to 43°C.
- Intended for use with taps having M22 /M24 nozzles.
- Easy to install and service.



## Product detail

---

### Specification type

---

Product code	ES4/MT
Product name	InLine ES4 Hand wash pack single lever mixer tap 4.4kW
Energy efficiency class	A
Element type	Bare Wire Heating System
IP rating	25

---

### Capacity, weights & dimensions

---

Product weight	1.3kg
Filled Product Weight	1.5kg
Unit dimensions (W x D x H) mm	187 x 80 x 135

---

### Electrical

---

Nominal power rating	4.4 kW @ 230V
Nominal power supply	230V
Nominal rated current	19 amps

---

### Plumbing

---

Wholesome water supply	Yes
Water connection Size	1/2"bsp
Min water pressure	0.45bar
Max water pressure	10bar
Minimum flow rate l/pm	1.5
Maximum flow rate l/pm	2.5
Temperature increase at maximum flow rate	26.2°C
Minimum water resistance @ 15oc	>800 Ω

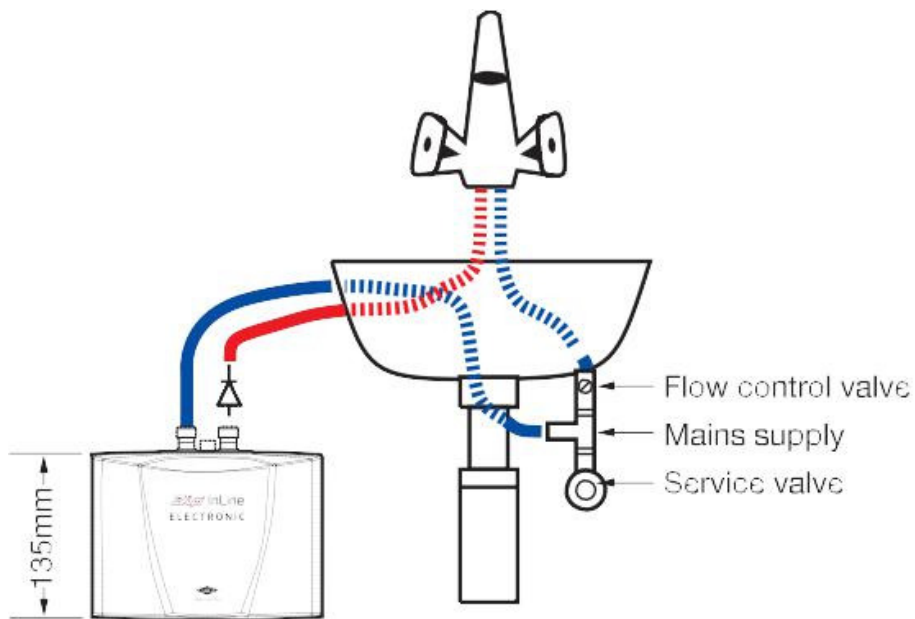
---

Installation - Plumbing (H/C)	The appliance is intended for connection to the wholesome water supply. It should be installed by a suitably qualified person. The appliance may be used as an unvented installation (as shown in the diagram opposite) or as a vented installation.
-------------------------------	--


---

## Typical Installation


---



Energy Certificate


 **ENERG** Y IJA  
енергия · ενεργεια IE IA

Zip **ES4**

 **XXS**

**A**

A B C D E F G

 **15 dB**

**475**  
kWh/annum

2015 812/2013